

CHARTER TOWNSHIP OF INDEPENDENCE

2012 BUDGET

Public Hearing

December 6, 2011

CHARTER TOWNSHIP OF INDEPENDENCE

TOWNSHIP WIDE BUDGET GOALS

- Maintain Integrity of Local Government
- Maintain Highest Service Levels Possible
- Maintain Community Culture
- Maintain Security
- Flush Out “Over-Budgeting”
- Provide A Balanced Budget

CHARTER TOWNSHIP OF INDEPENDENCE

BUDGET PROCESS

- Meetings with individual Department Heads
- Prepare Preliminary Budgets and Narratives
- Board Budget Hearings with Dept. Heads
- Looking at the budget 3 years down the road
- Thoughtful consideration to budget decisions
- Finalize Numbers
- Public Hearing
- Board Approval

CHARTER TOWNSHIP OF INDEPENDENCE

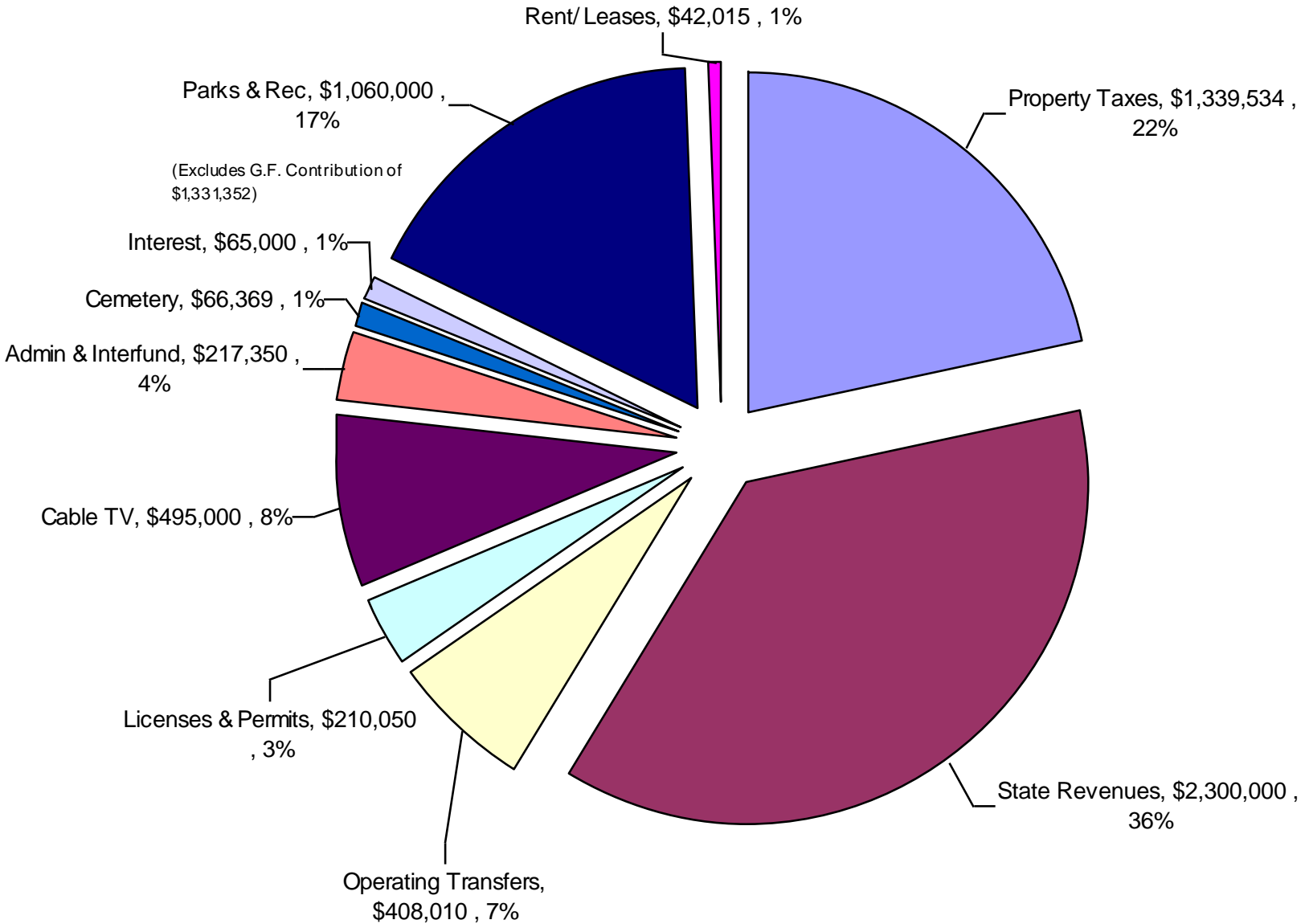
GENERAL FUND

CHARTER TOWNSHIP OF INDEPENDENCE

OVERVIEW

- Property Values Still Dropping in 2012
- Increased State Revenue Sharing
- Increased Building Activity
- No Cuts in Parks & Rec
- Contribution To Library
- 3 Elections in 2012
- Eliminate Over Budgeting

CHARTER TOWNSHIP OF INDEPENDENCE
General Fund
2012 Budget - Revenues
Total \$6,203,328

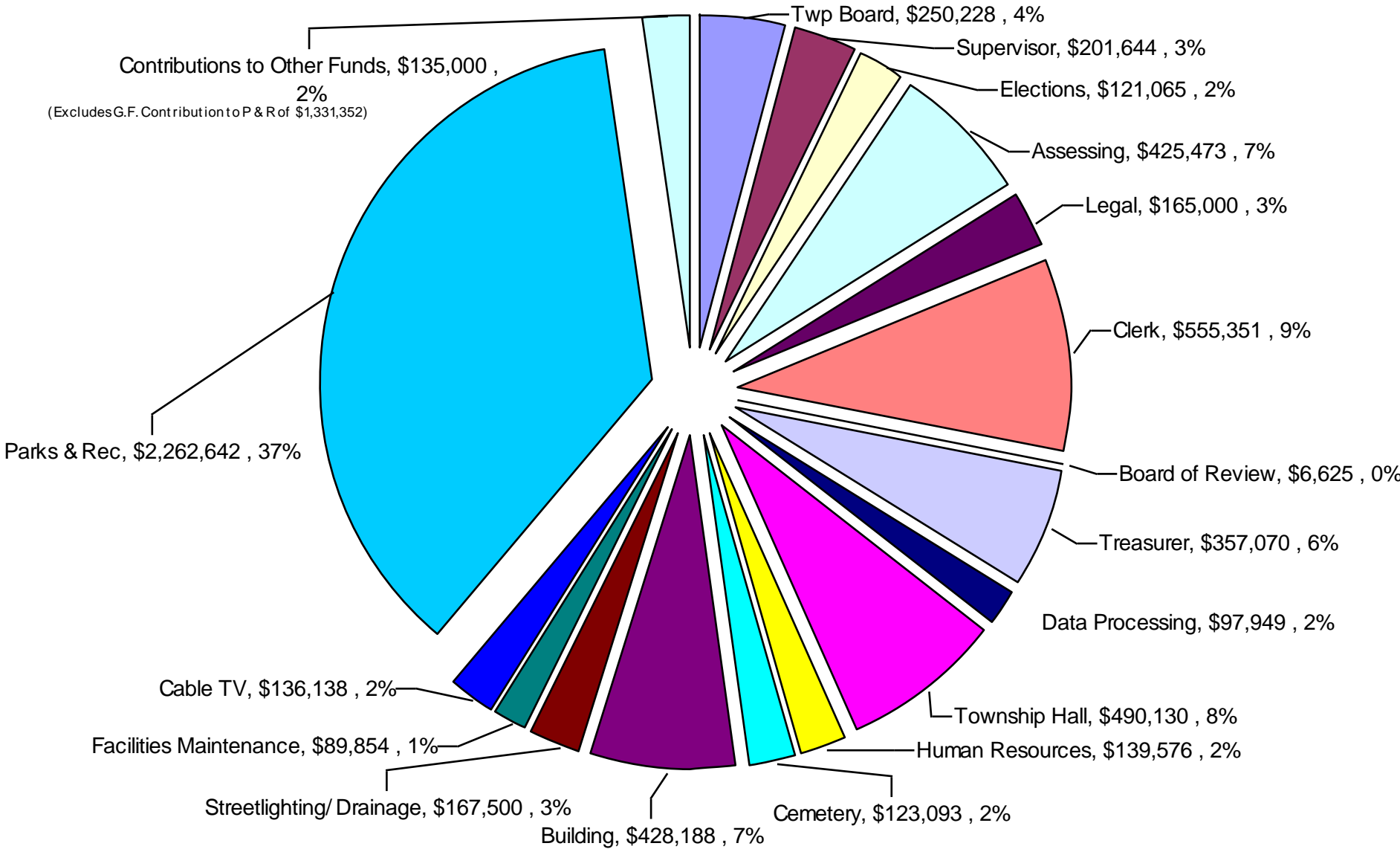


REVENUE SUMMARY

General Fund

<u>Description</u>	<u>2012 Budget</u>	<u>2011 Budget</u>	<u>Dollar Variance</u>	<u>Percent Variance</u>
Property Taxes	\$1,339,534	\$1,445,000	(\$105,466)	(7.30)
St. Rev Sharing	2,300,000	2,075,000	225,000	10.84
Parks & Rec	1,060,000	1,005,080	54,920	5.46
Cable Fees	495,000	505,000	(10,000)	(1.98)
Other	1,008,794	942,734	66,060	7.01
Total	\$6,203,328	\$5,972,814	\$230,514	3.86

CHARTER TOWNSHIP OF INDEPENDENCE
General Fund
2012 Budget - Expenditures by Department
Total \$6,152,526



EXPENDITURE SUMMARY

General Fund (By Department)

<u>Description</u>	<u>2012 Budget</u>	<u>2011 Budget</u>	<u>Dollar Variance</u>	<u>Percent Variance</u>
Twp Board	\$250,228	\$275,213	\$(24,985)	(9.08)
Supervisor	201,644	177,730	23,914	13.46
Elections	121,065	54,420	66,645	122.46
Assessing	425,473	450,916	(25,443)	(5.64)
Legal	165,000	135,000	30,000	22.22
Clerk	555,351	496,211	59,140	11.92
Board of Review	6,625	8,000	(1,375)	(17.19)
Treasurer	357,070	373,340	(16,270)	(4.36)

EXPENDITURE SUMMARY

General Fund (By Department)

<u>Description</u>	<u>2012 Budget</u>	<u>2011 Budget</u>	<u>Dollar Variance</u>	<u>Percent Variance</u>
Data Proc	\$97,949	\$110,556	(\$12,607)	(11.40)
Twp Hall	490,130	509,400	(19,270)	(3.78)
Fac. Maint.	89,854	118,665	(28,811)	(24.28)
HR	139,576	167,247	(27,671)	(16.54)
Cemetery	123,093	107,318	15,775	14.70
Building	428,188	368,605	59,583	16.16
Streetlighting	152,500	125,000	27,500	22.00

EXPENDITURE SUMMARY

General Fund (By Department)

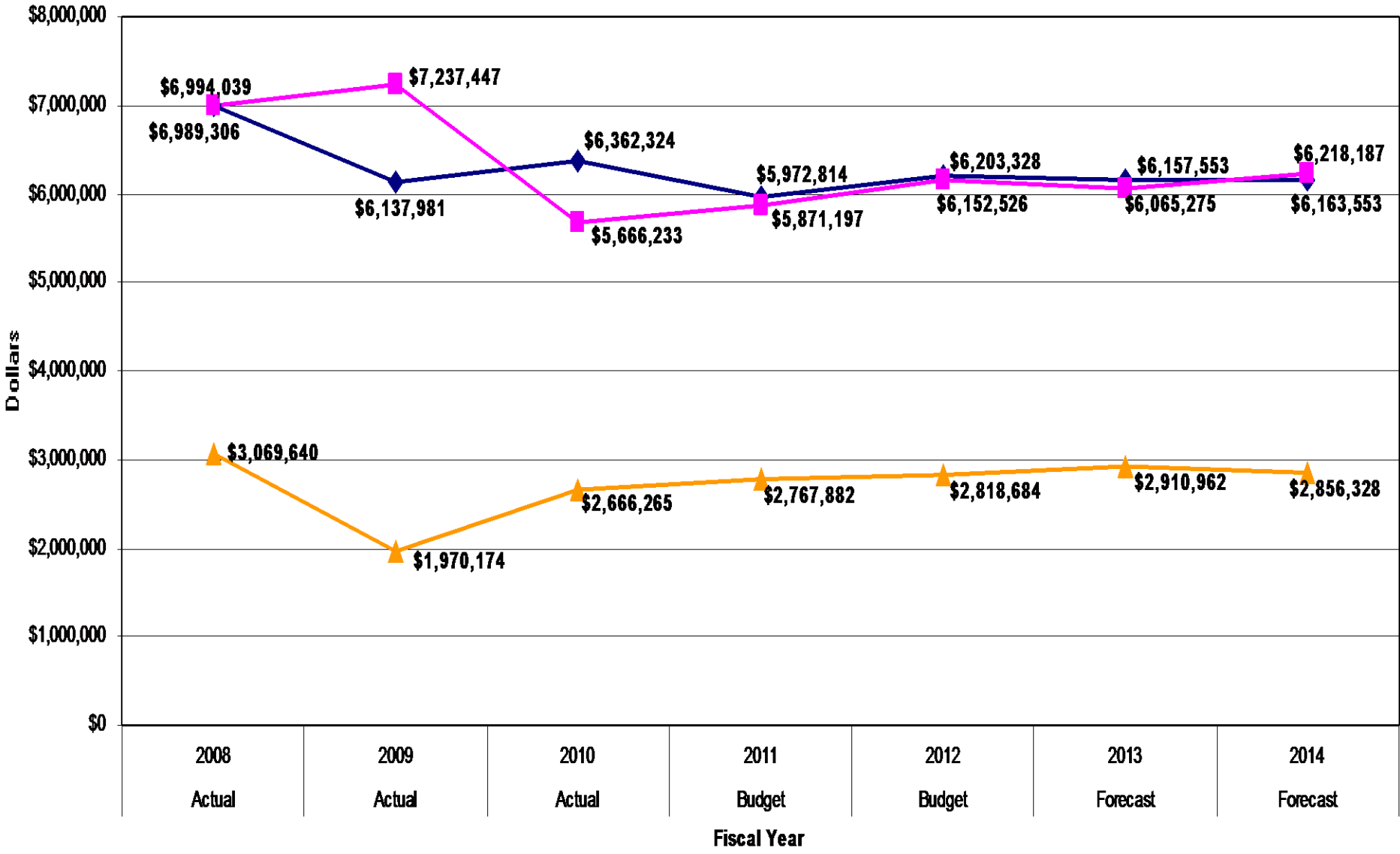
<u>Description</u>	<u>2012 Budget</u>	<u>2011 Budget</u>	<u>Dollar Variance</u>	<u>Percent Variance</u>
Drainage	\$15,000	\$18,200	(\$3,200)	(17.58)
Transfers Out	1,602,490	1,481,361	121,129	8.18
Parks & Rec	2,391,352	2,301,811	89,541	3.89
Inter-Fund Transfers	(1,460,062)	(1,407,796)	(52,266)	(3.71)
Total	\$6,152,526	\$5,871,197	\$281,329	4.79

NET OF REVENUES/EXPENDITURES

General Fund (Including Fund Balance)

<u>Description</u>	<u>2012 Budget</u>	<u>2011 Budget</u>	<u>Dollar Variance</u>	<u>Percent Variance</u>
Net Surplus/(Deficit)	\$50,802	\$101,617	\$(50,815)	(50.00)
Beginning Fund Balance	\$2,767,882	\$2,666,266	XXXXXXXXXX	XXXXXXXXXX
Ending Fund Balance	\$2,818,684	\$2,767,882	XXXXXXXXXX	XXXXXXXXXX

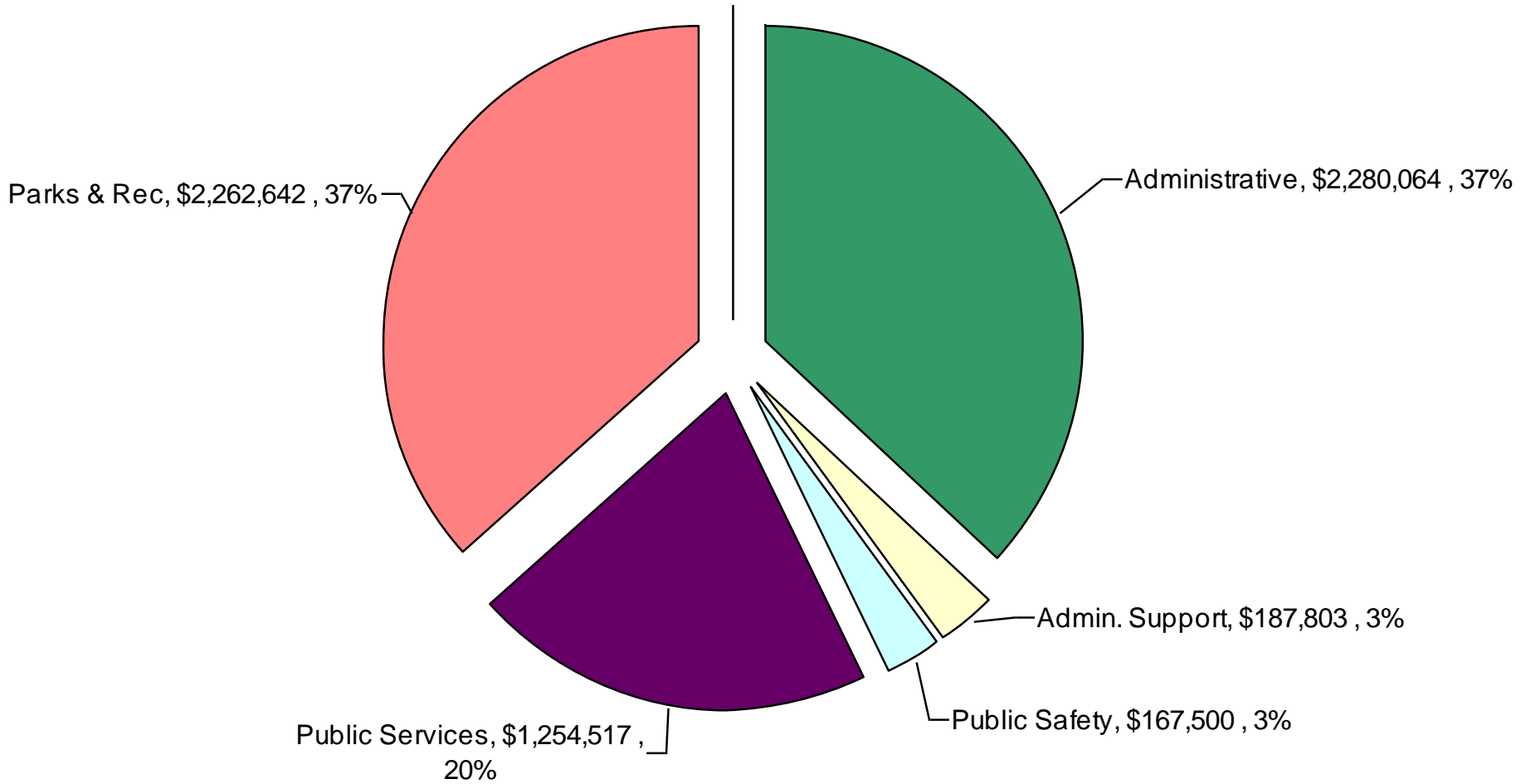
CHARTER TOWNSHIP OF INDEPENDENCE
General Fund
2008 thru 2014 - Revenues, Expenditures and Fund Balance



◆ Revenues
 ■ Expenditures
 ▲ Fund Balance

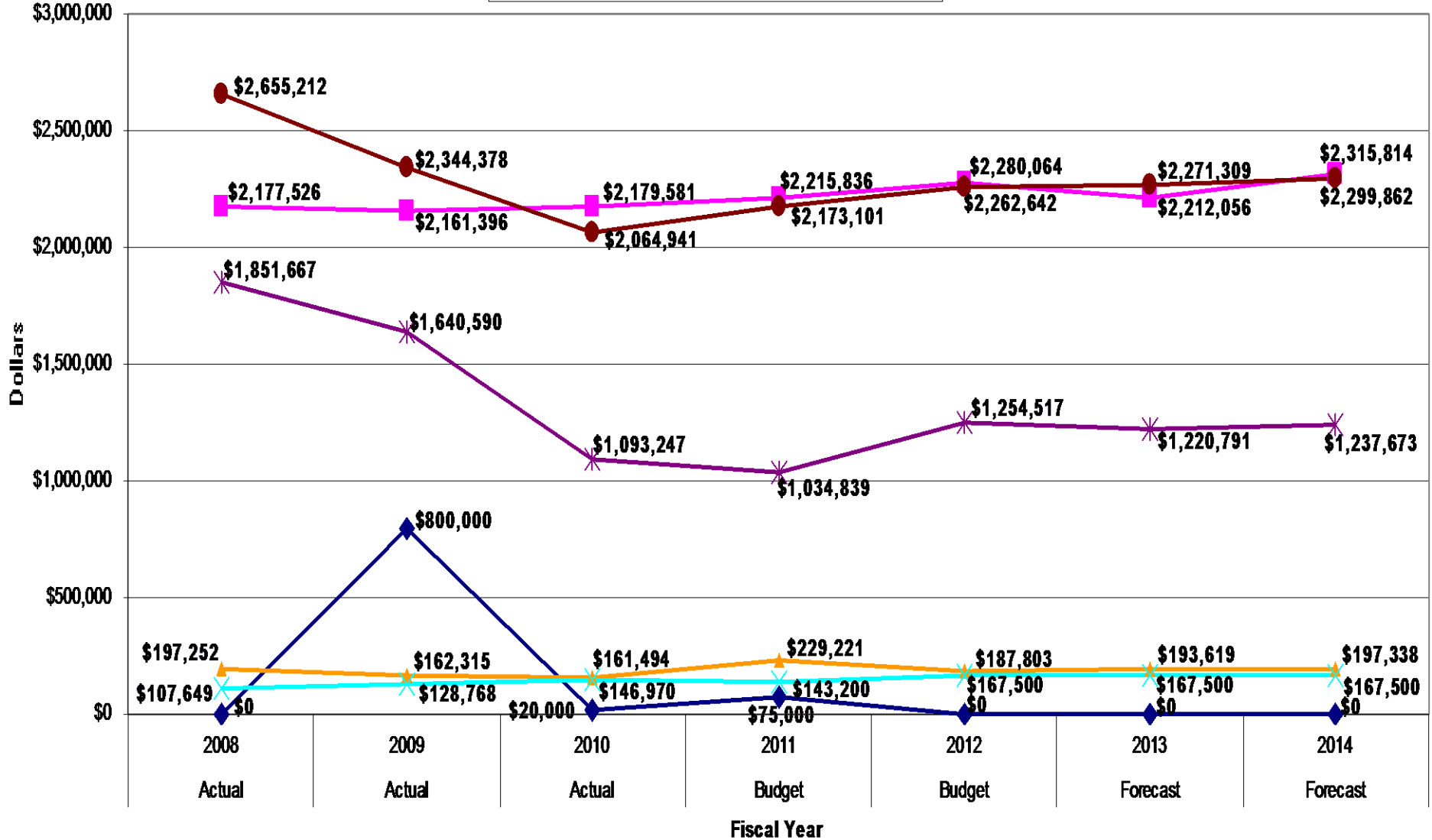
CHARTER TOWNSHIP OF INDEPENDENCE
General Fund
2012 Expenditures by Service

Capital, \$0 , 0%



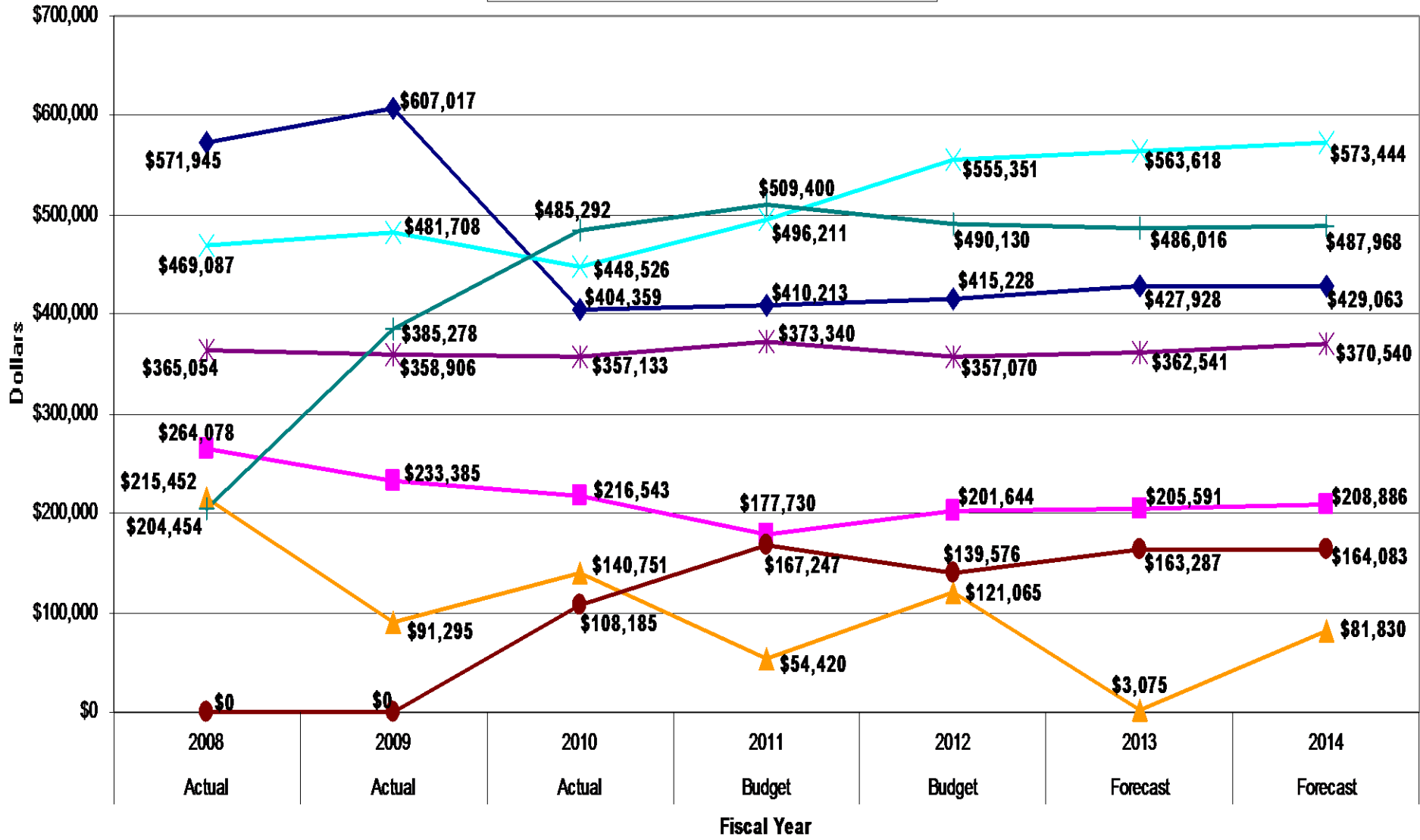
- Capital
- Administrative
- Admin. Support
- Public Safety
- Public Services
- Parks & Rec

CHARTER TOWNSHIP OF INDEPENDENCE
General Fund
2008 thru 2014 Expenditures by Service



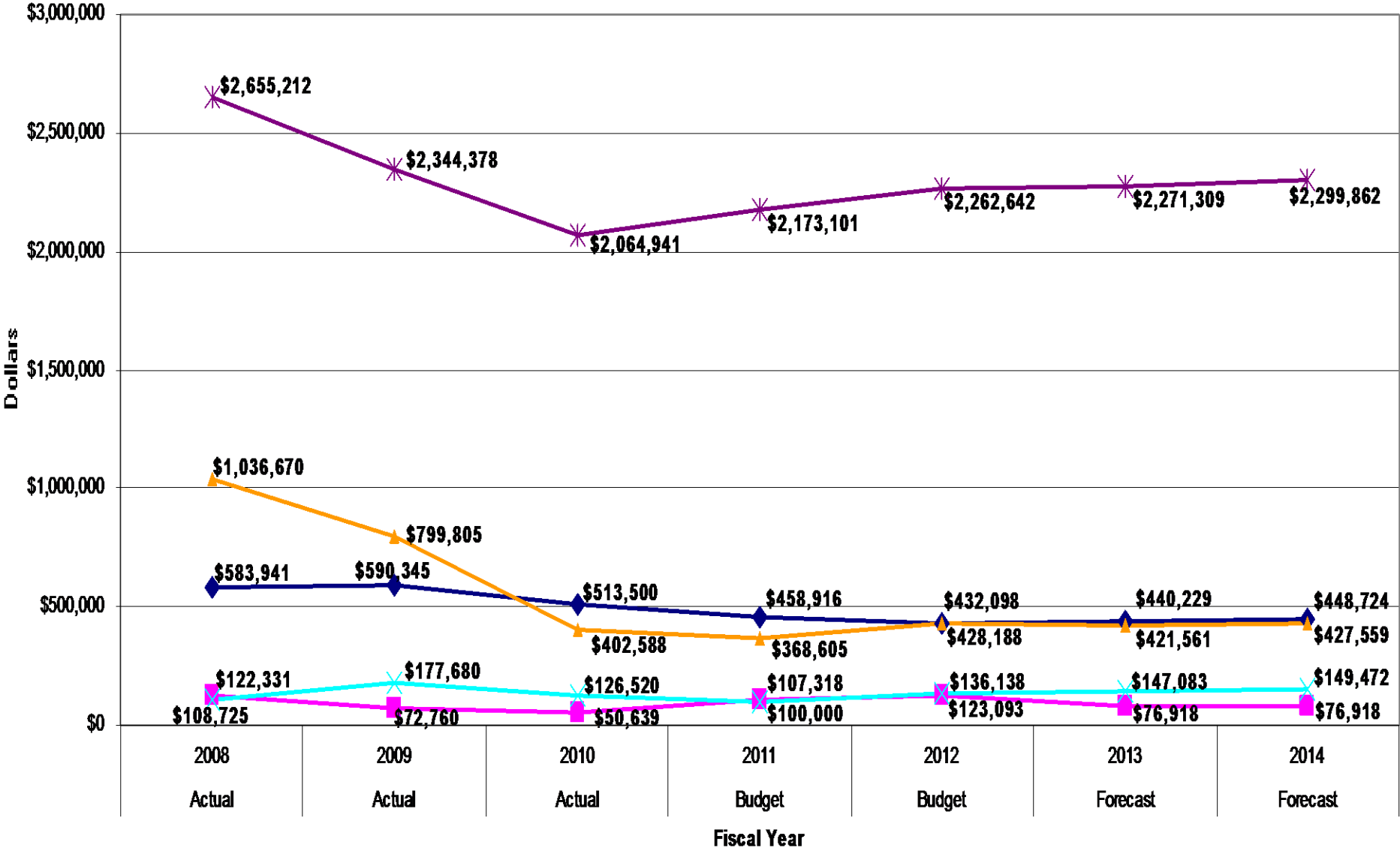
◆ Capital
 ■ Administrative
 ▲ Admin. Support
 ✧ Public Safety
 ✱ Public Services
 ● Parks & Rec

CHARTER TOWNSHIP OF INDEPENDENCE
General Fund
2008 thru 2014 Administrative Services

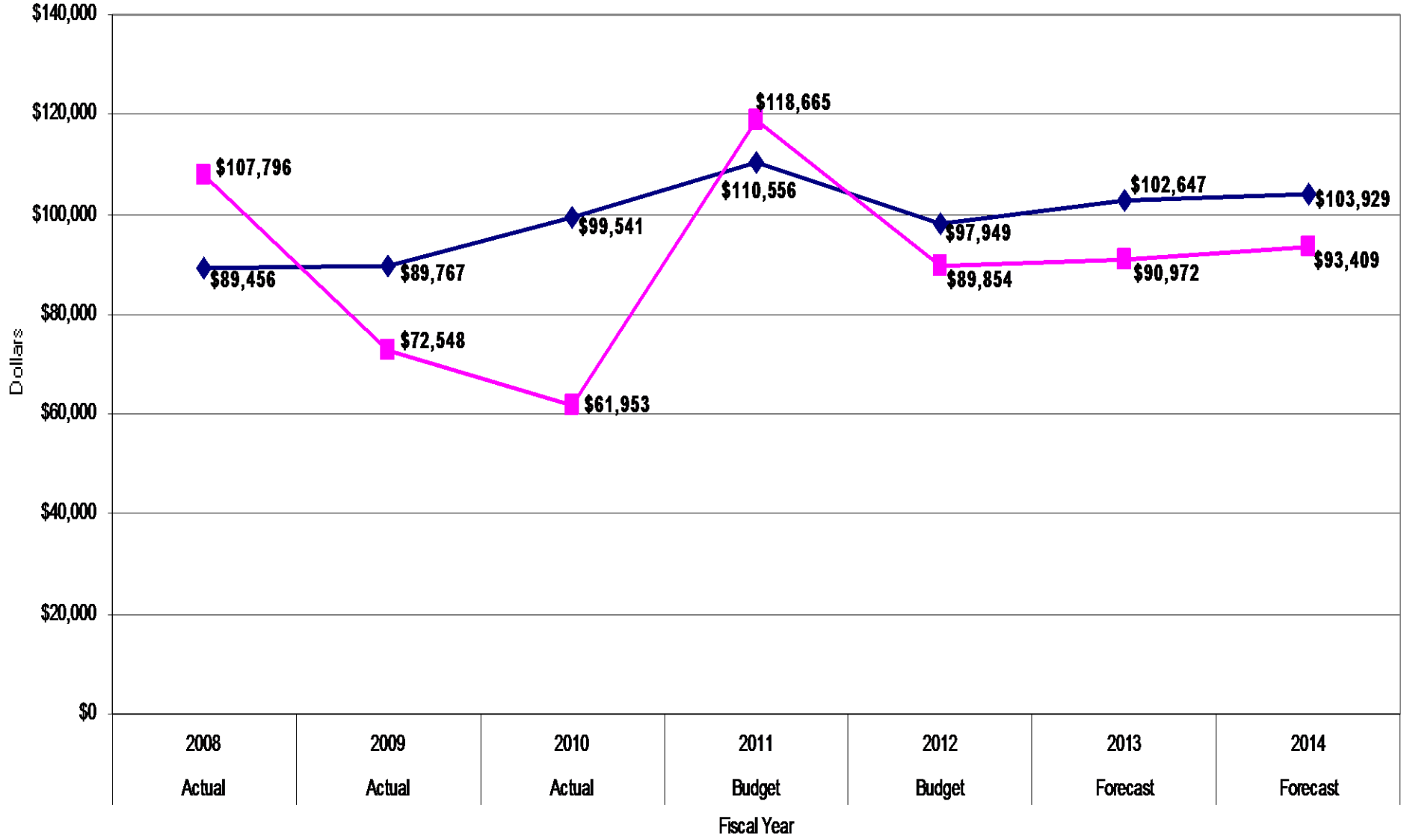


◆ Twp Board
 ■ Supervisor
 ▲ Elections
 ✕ Clerk
 ✱ Treasurer
 ● Human Resources
 + Township Hall

CHARTER TOWNSHIP OF INDEPENDENCE
General Fund
2008 thru 2014 Public Services

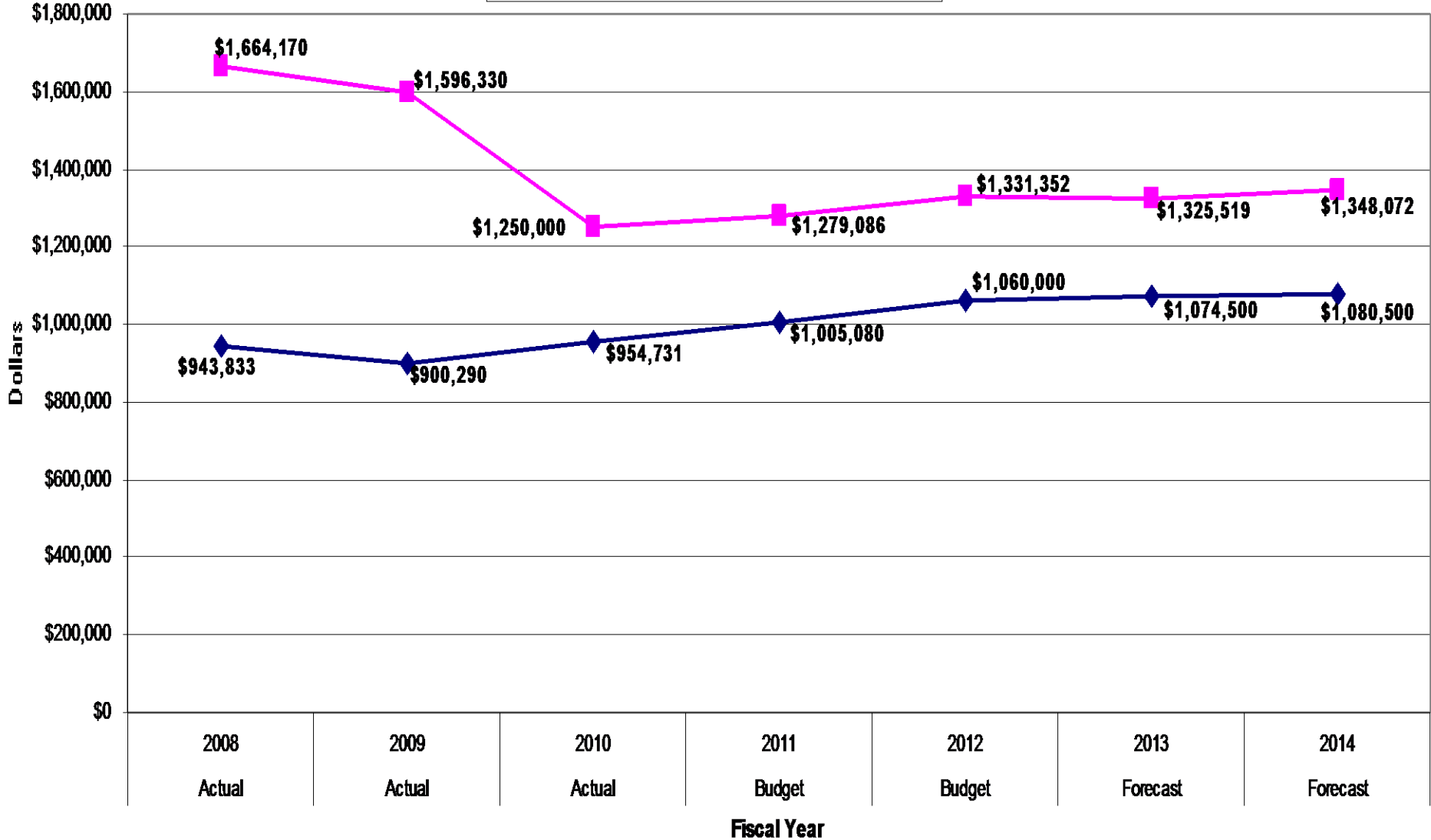


CHARTER TOWNSHIP OF INDEPENDENCE
General Fund
2008 thru 2014 Administrative Support



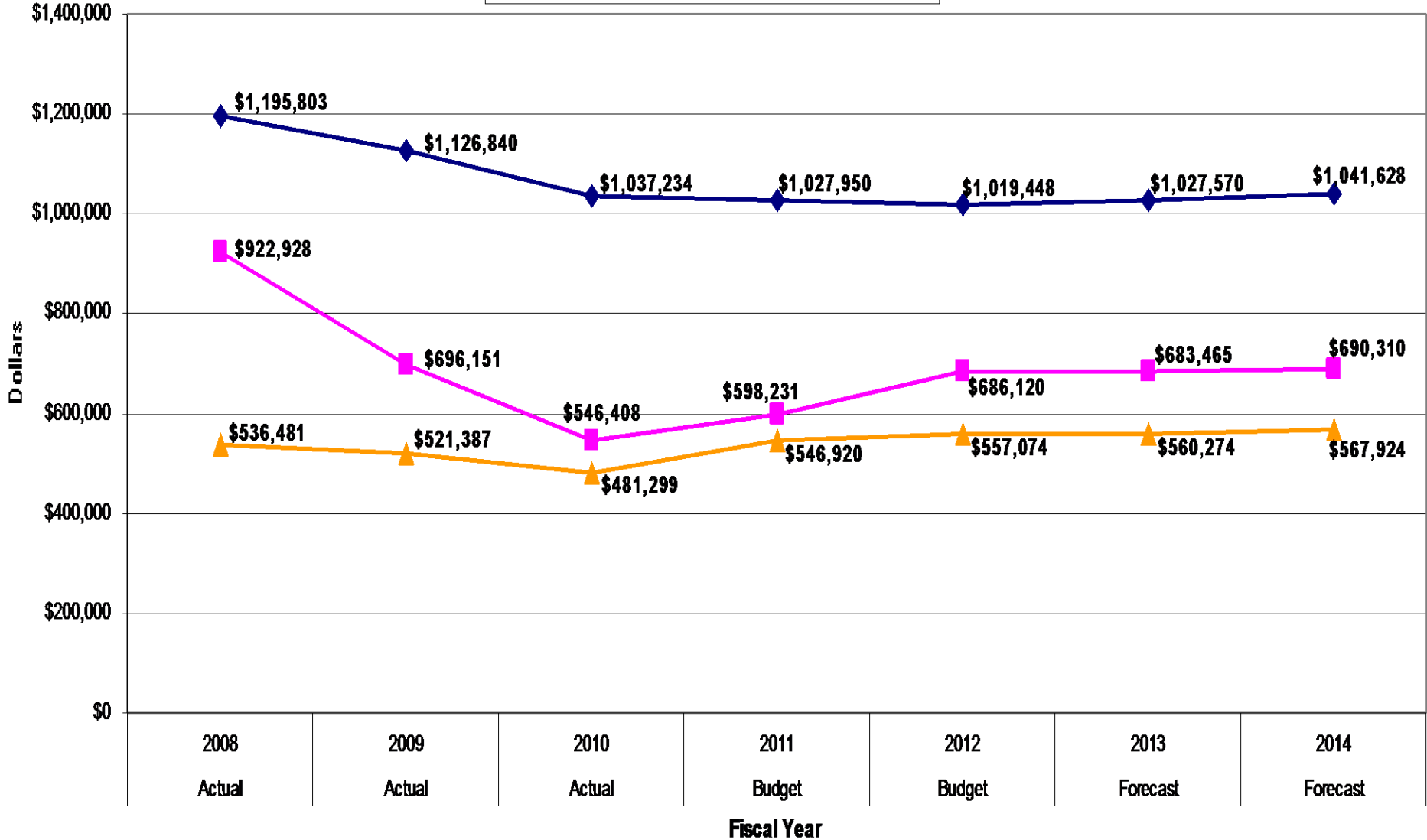
◆ Data Processing
 ■ Facilities Maintenance

**CHARTER TOWNSHIP OF INDEPENDENCE
Parks and Recreation
2008 thru 2014 Revenues**



◆ Department Revenue
 ■ General Fund Contribution

CHARTER TOWNSHIP OF INDEPENDENCE
Parks and Recreation
2008 thru 2014 Expenditures



◆ Recreation
 ■ Parks
 ▲ Senior Ctr

CHARTER TOWNSHIP OF INDEPENDENCE

FIRE FUND

CHARTER TOWNSHIP OF INDEPENDENCE

OVERVIEW

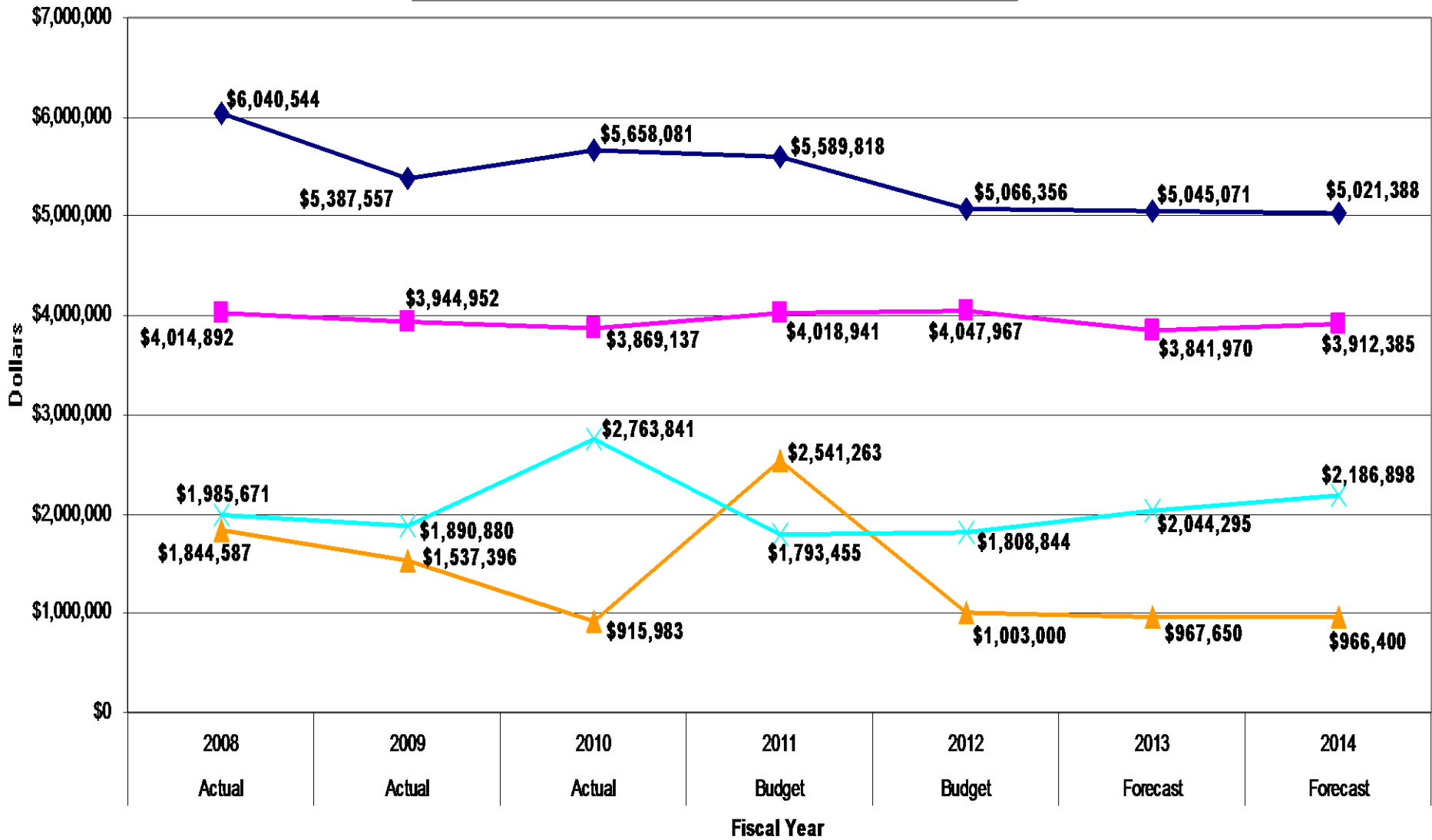
- Property Values Still Dropping in 2012
- Maintain Same Level of Service
- Implemented Part Time Firefighter/Paramedic program to offset workforce reductions per shift
- Various Promotions
- Ongoing Union Negotiations Could Impact this Budget

FINANCIAL SUMMARY

Fire Fund

<u>Description</u>	<u>2012 Budget</u>	<u>2011 Budget</u>	<u>Dollar Variance</u>	<u>Percent Variance</u>
Revenues	\$5,066,356	\$5,589,818	(\$523,462)	(9.36)
Expenditures	5,050,967	6,560,204	(1,509,237)	(23.01)
Surplus/(Deficit)	\$15,389	(\$970,386)	\$985,775	101.59
Beg. Fund Bal	\$1,793,455	\$2,763,841	XXXXXXXXXX	XXXXXXXXXX
End. Fund Bal	\$1,808,844	\$1,793,455	XXXXXXXXXX	XXXXXXXXXX

CHARTER TOWNSHIP OF INDEPENDENCE
Fire Fund
2008 thru 2014 - Revenues, Expenditures and Fund Balance



◆ Revenues ■ Labor ▲ Operating ✕ Fund Balance

CHARTER TOWNSHIP OF INDEPENDENCE

POLICE FUND

CHARTER TOWNSHIP OF INDEPENDENCE

OVERVIEW

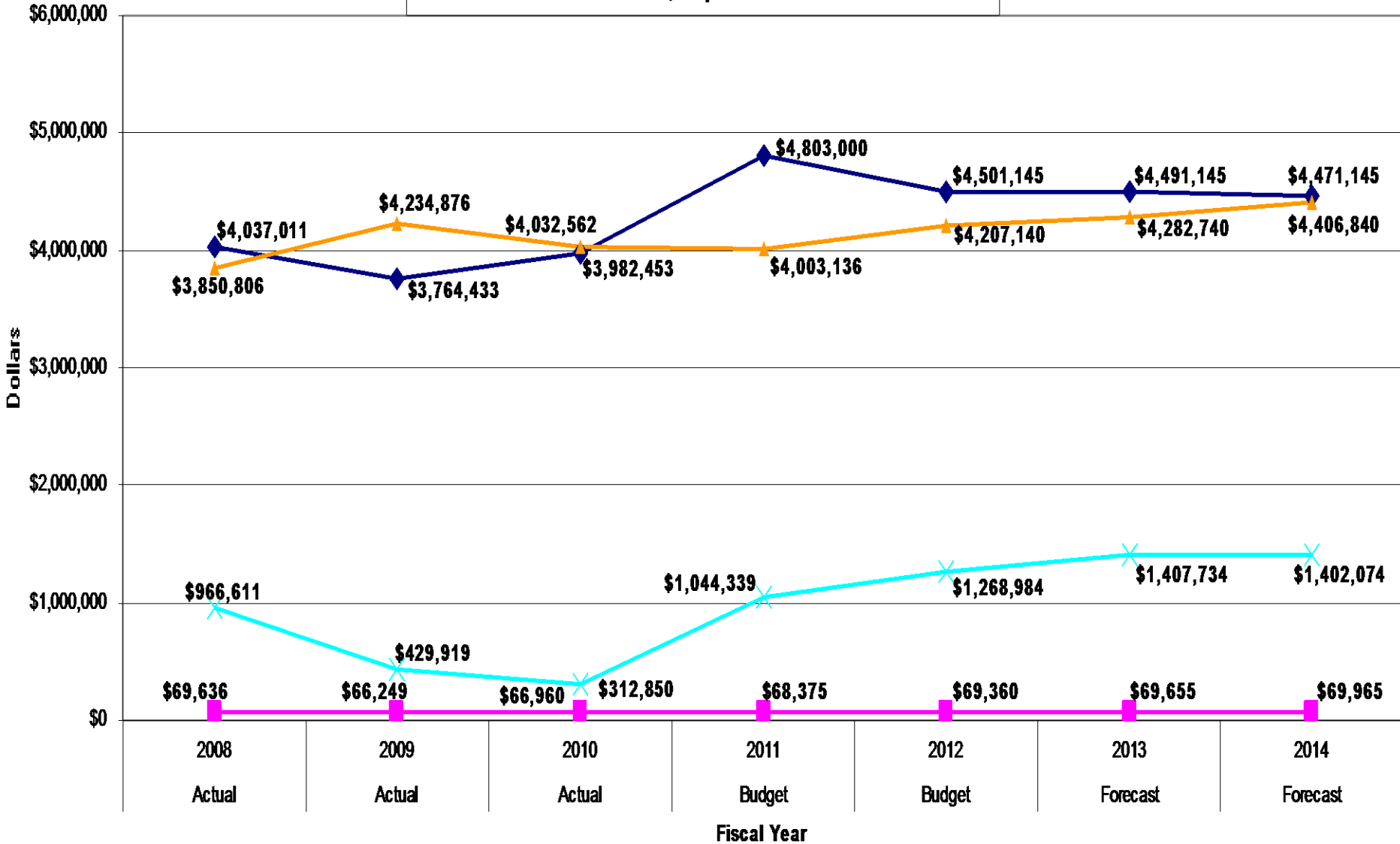
- Property Values Still Dropping in 2012
- Maintain Same Level of Service
- Loss of Grant Monies from Schools to Support Liaison Officers
- Fees to Oakland County Continue to Rise
- Same Level of Coverage thru 2014

FINANCIAL SUMMARY

Police Fund

<u>Description</u>	<u>2012 Budget</u>	<u>2011 Budget</u>	<u>Dollar Variance</u>	<u>Percent Variance</u>
Revenues	\$4,501,145	\$4,803,000	(\$301,855)	(6.28)
Expenditures	4,276,500	4,071,511	204,989	5.03
Surplus/(Deficit)	\$224,645	\$731,489	(\$506,844)	(69.29)
Beg. Fund Bal	\$1,044,339	\$312,850	XXXXXXXXXX	XXXXXXXXXX
End. Fund Bal	\$1,268,984	\$1,044,339	XXXXXXXXXX	XXXXXXXXXX

CHARTER TOWNSHIP OF INDEPENDENCE
Police Fund
2008 thru 2014 - Revenues, Expenditures and Fund Balance



◆ Revenues
 ■ Labor
 ▲ Operating
 ✕ Fund Balance

CHARTER TOWNSHIP OF INDEPENDENCE

LIBRARY FUND

CHARTER TOWNSHIP OF INDEPENDENCE

OVERVIEW

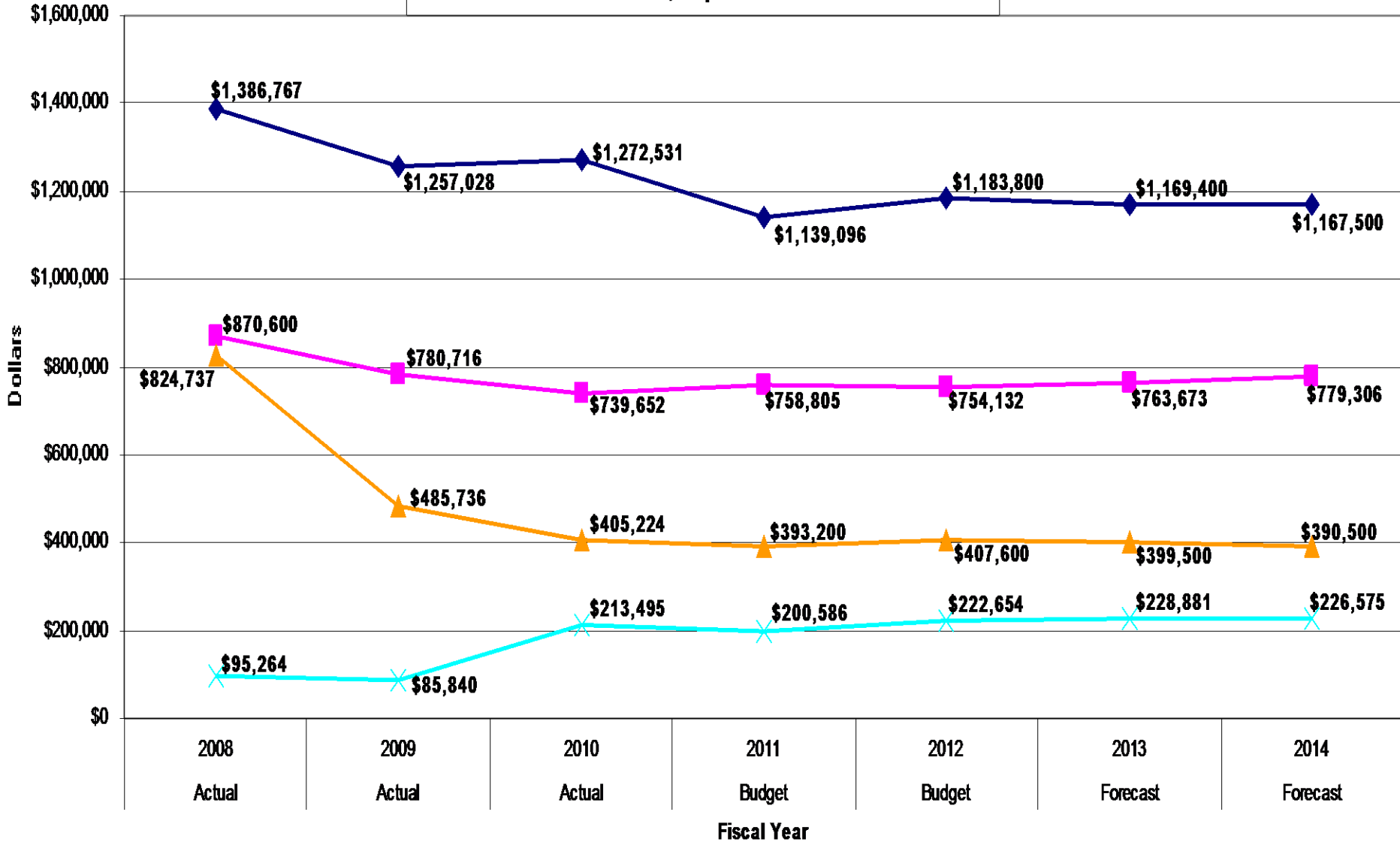
- Property Values Still Dropping in 2012
- Maintain Same Level of Service
- State Aid Predicted to Decrease 40%
- Penal Fine Revenue Reduced 5%
- Library Fines Reduced \$6,000 Based on YTD Activity
- Contribution from General Fund

FINANCIAL SUMMARY

Library Fund

<u>Description</u>	<u>2012 Budget</u>	<u>2011 Budget</u>	<u>Dollar Variance</u>	<u>Percent Variance</u>
Revenues	\$1,183,800	\$1,139,096	\$44,704	3.92
Expenditures	1,161,732	1,152,005	9,727	.84
Surplus/(Deficit)	\$22,068	(\$12,909)	34,977	270.95
Beg. Fund Bal	\$200,586	\$213,495	XXXXXXXXXX	XXXXXXXXXX
End. Fund Bal	\$222,654	\$200,586	XXXXXXXXXX	XXXXXXXXXX

CHARTER TOWNSHIP OF INDEPENDENCE
Library Fund
2008 thru 2014 - Revenues, Expenditures and Fund Balance



◆ Revenues
 ■ Labor
 ▲ Operating
 ✕ Fund Balance

CHARTER TOWNSHIP OF INDEPENDENCE

SAFETY PATH FUND

CHARTER TOWNSHIP OF INDEPENDENCE

OVERVIEW

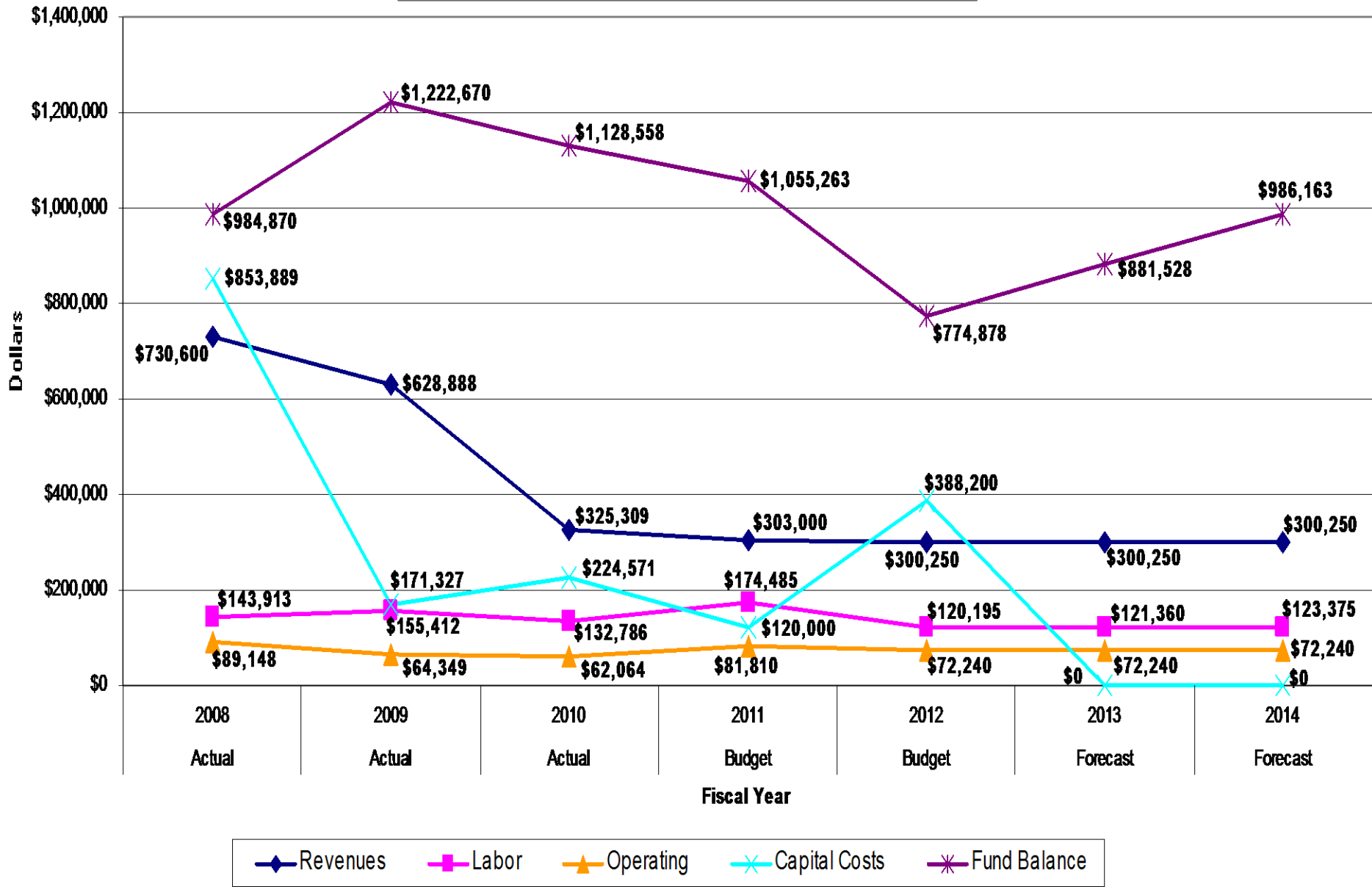
- Property Values Still Dropping in 2012
- Maintain Same Level of Service
- Removed Building Directors Portion of Salary and Benefits
- Sashabaw Rd. Safety Path Project to be Completed in 2012
- Future Projects Still Being Developed

FINANCIAL SUMMARY

Safety Path Fund

<u>Description</u>	<u>2012 Budget</u>	<u>2011 Budget</u>	<u>Dollar Variance</u>	<u>Percent Variance</u>
Revenues	\$300,250	\$303,000	(\$2,750)	(.91)
Expenditures	72,240	81,810	(9,570)	(11.70)
Project Costs	388,200	120,000	268,200	223.50
Surplus/(Deficit)	(\$280,385)	(\$73,295)	(\$207,090)	(282.54)
Beg. Fund Bal	\$1,055,263	\$1,128,558	XXXXXXXXXX	XXXXXXXXXX
End. Fund Bal	\$774,878	\$1,055,263	XXXXXXXXXX	XXXXXXXXXX

CHARTER TOWNSHIP OF INDEPENDENCE
Safety Path Fund
2008 thru 2014 - Revenues, Expenditures and Fund Balance



CHARTER TOWNSHIP OF INDEPENDENCE

CABLE TV FUND

CHARTER TOWNSHIP OF INDEPENDENCE

OVERVIEW

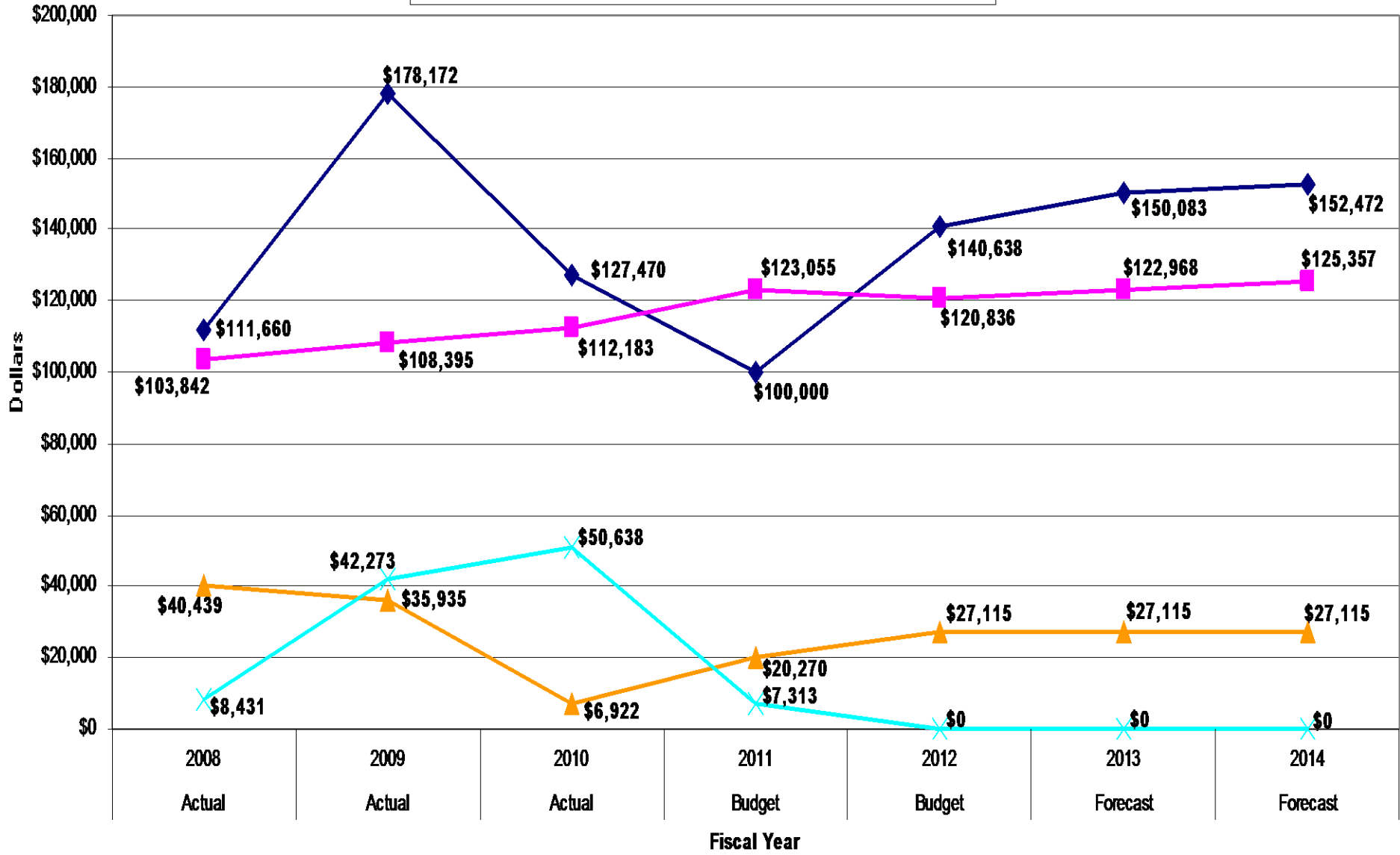
- Look for Ways to Improve Level of Service
- Split Fund Between Operations and Peg Fee Activity
- Add Nominal Amount in 2012 for Equipment Upgrades and AT&T U-Verse Service
- Future Projects Still Being Analyzed by Cable TV Committee

FINANCIAL SUMMARY

Cable TV Fund - Operations

<u>Description</u>	<u>2012 Budget</u>	<u>2011 Budget</u>	<u>Dollar Variance</u>	<u>Percent Variance</u>
Revenues	\$140,638	\$100,000	\$40,638	40.64
Expenditures	147,951	143,325	4,626	3.23
Surplus/(Deficit)	(\$7,313)	(\$43,325)	\$36,011	83.12
Beg. Fund Bal	\$7,313	\$50,638	XXXXXXXXXX	XXXXXXXXXX
End. Fund Bal	\$0	\$7,313	XXXXXXXXXX	XXXXXXXXXX

CHARTER TOWNSHIP OF INDEPENDENCE
Cable TV Fund
2008 thru 2014 Operational Revenues, Expenditures and Fund Balance



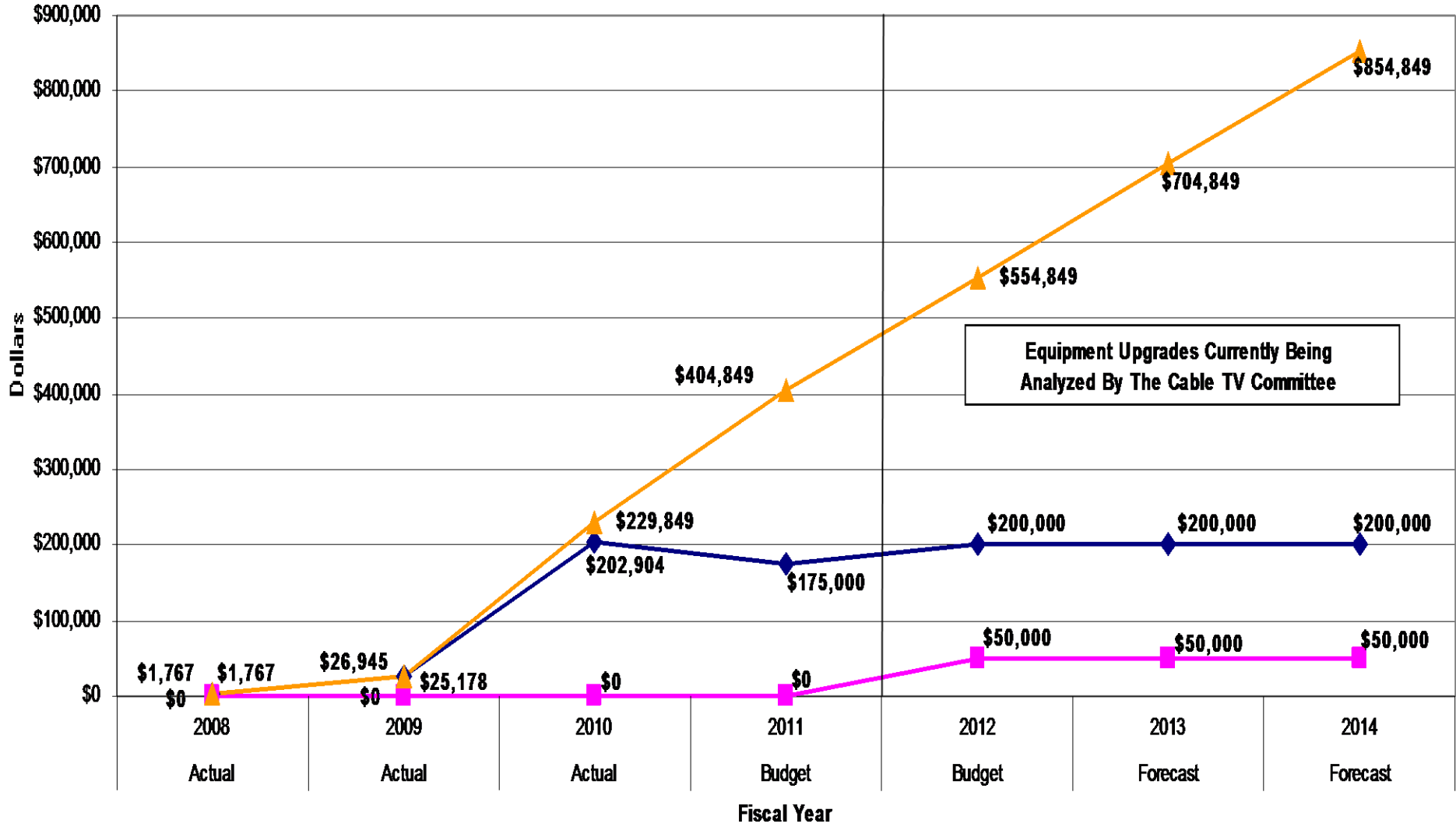
◆ Revenues - Operations
 ■ Labor
 ▲ Operating
 × Fund Balance - Operations

FINANCIAL SUMMARY

Cable TV Fund – Peg Fees

<u>Description</u>	<u>2012 Budget</u>	<u>2011 Budget</u>	<u>Dollar Variance</u>	<u>Percent Variance</u>
Revenues	\$200,000	\$175,000	\$25,000	14.29
Equipment Costs	50,000	0	50,000	100.00
Surplus/(Deficit)	\$150,000	\$175,000	(\$25,000)	(14.29)
Beg. Fund Bal	\$404,849	\$229,849	XXXXXXXXXX	XXXXXXXXXX
End. Fund Bal	\$554,849	\$404,849	XXXXXXXXXX	XXXXXXXXXX

CHARTER TOWNSHIP OF INDEPENDENCE
Cable TV Fund
2008 thru 2014 - Peg Fee Revenues, Equipment Costs and Fund Balance



Equipment Upgrades Currently Being Analyzed By The Cable TV Committee

◆ Revenues - Peg Fees ■ Equipment Costs ▲ Fund Balance - Peg Fees

CHARTER TOWNSHIP OF INDEPENDENCE

ENTERPRISE FUNDS DPW

CHARTER TOWNSHIP OF INDEPENDENCE

SEWER FUND

CHARTER TOWNSHIP OF INDEPENDENCE

OVERVIEW

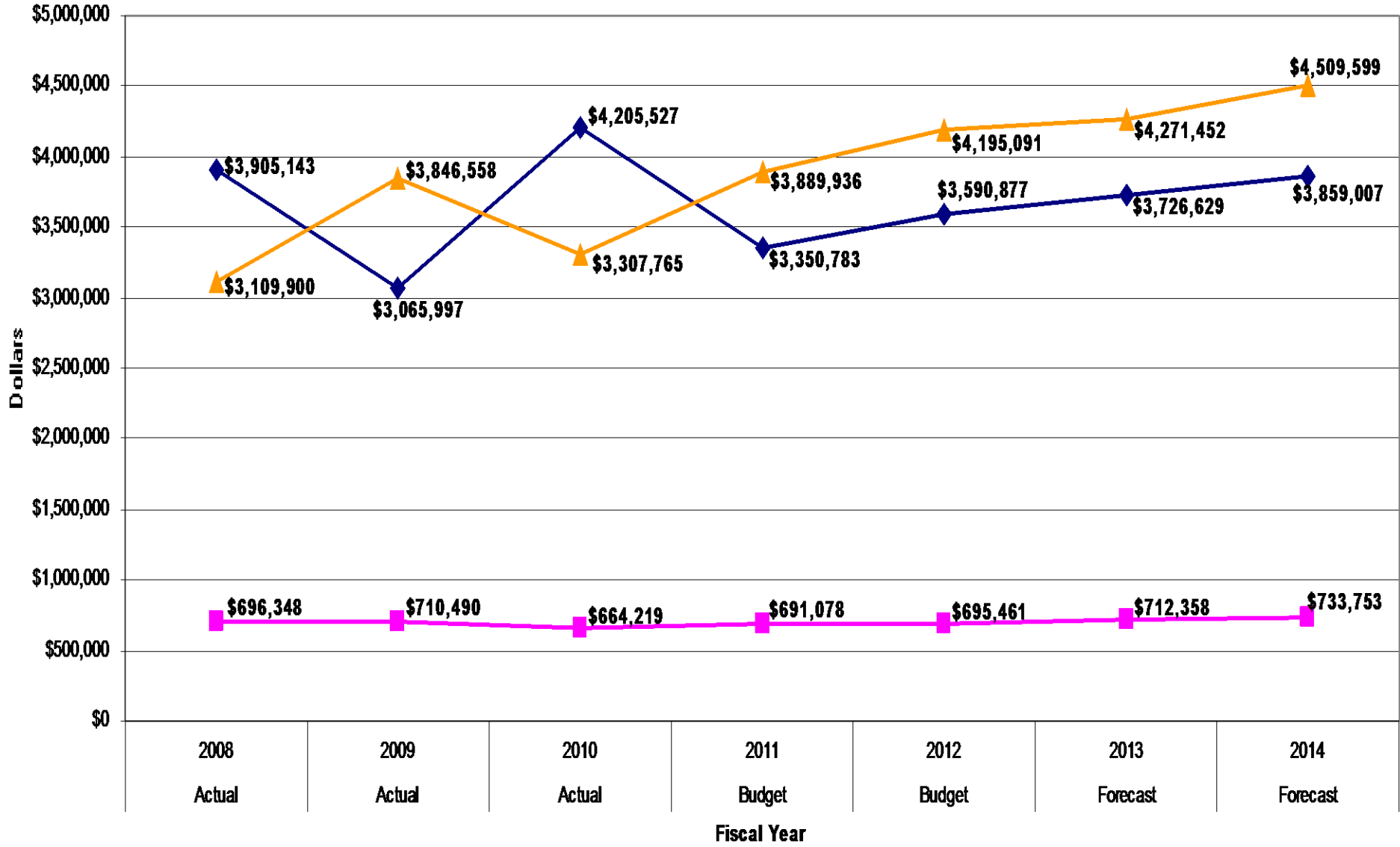
- No Layoffs
- Sewer Re-lining Project to Begin
- Current Rate Schedule Still being Analyzed
- Board Will Decide on New Rates in Early 2012

FINANCIAL SUMMARY

Sewer Fund - Operations

<u>Description</u>	<u>2012 Budget</u>	<u>2011 Budget</u>	<u>Dollar Variance</u>	<u>Percent Variance</u>
Revenues	\$3,590,877	\$3,350,783	\$240,094	7.17
Expenditures	4,890,552	4,581,014	309,538	6.76
Surplus/(Deficit)	(\$1,299,675)	(\$1,230,231)	(\$69,444)	(5.64)
Beg. Fund Bal	\$26,748,859	\$27,979,090	XXXXXXXXXX	XXXXXXXXXX
End. Fund Bal	\$25,449,184	\$26,748,859	XXXXXXXXXX	XXXXXXXXXX

CHARTER TOWNSHIP OF INDEPENDENCE
Sewer Fund
2008 thru 2014 - Revenues and Expenditures



◆ Revenues
 ■ Labor
 ▲ Operating

CHARTER TOWNSHIP OF INDEPENDENCE

WATER FUND

CHARTER TOWNSHIP OF INDEPENDENCE

OVERVIEW

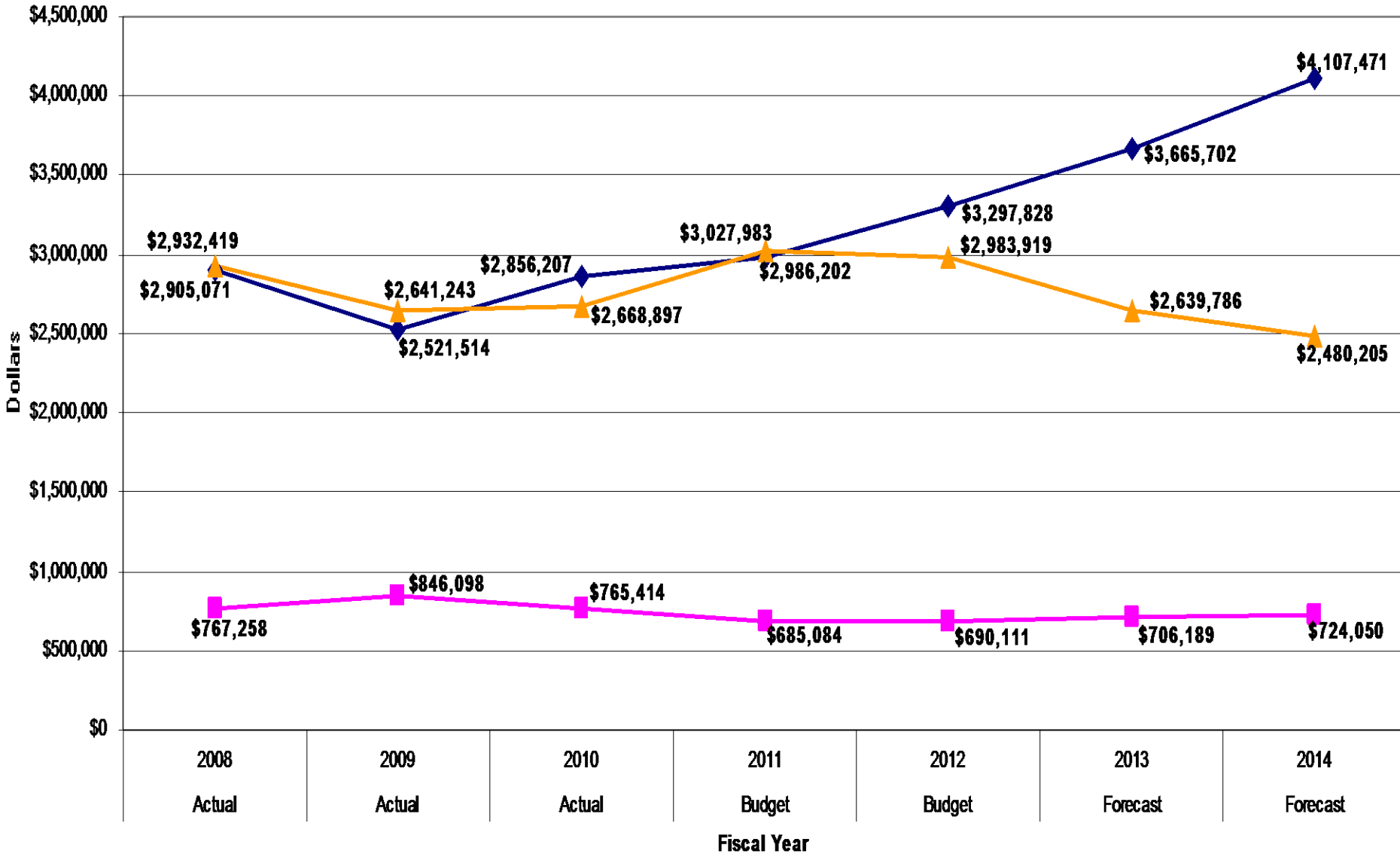
- No Layoffs
- Current Rate Schedule Still being Analyzed
- Board Will Decide on New Rates in Early 2012

FINANCIAL SUMMARY

Water Fund - Operations

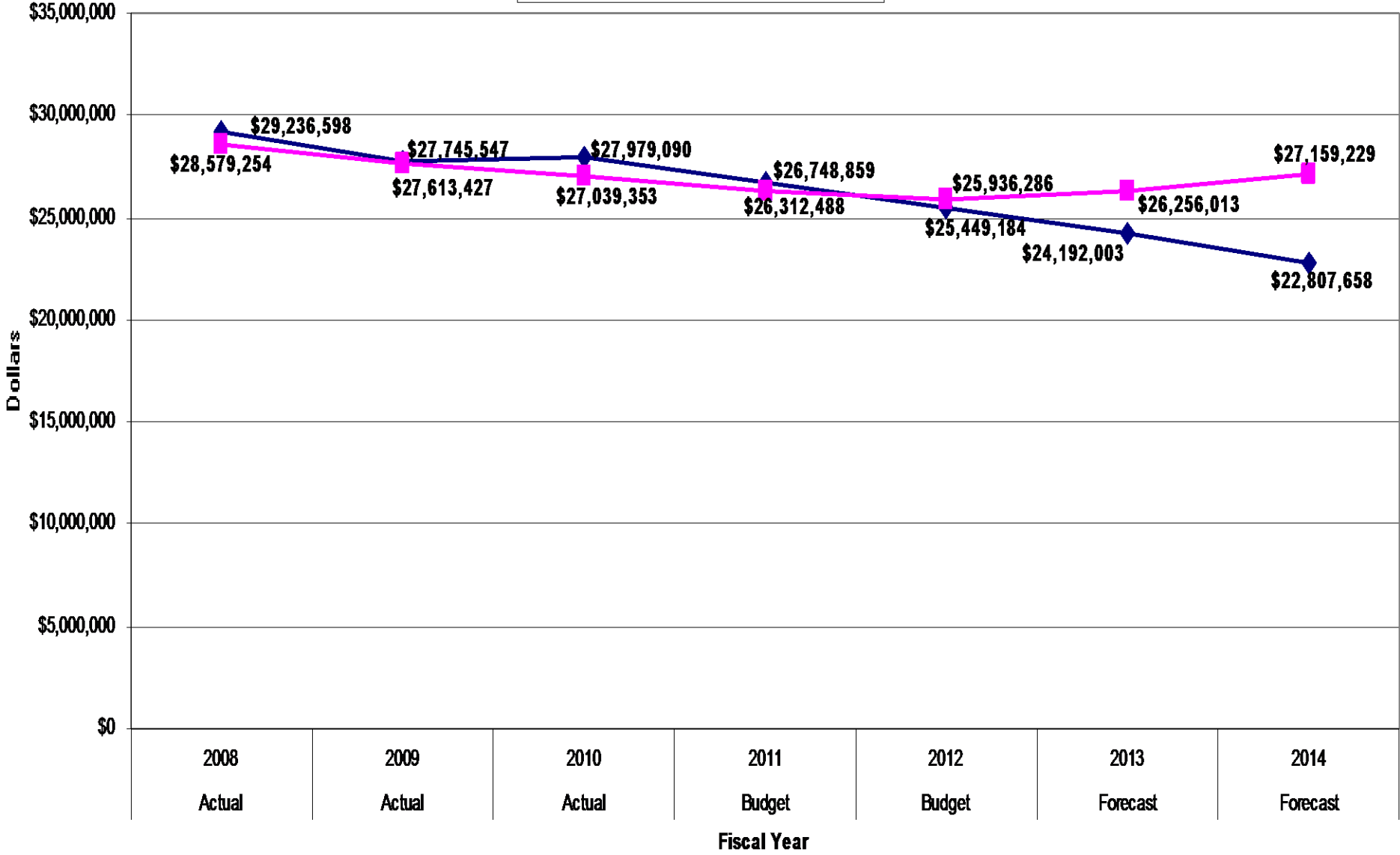
<u>Description</u>	<u>2012 Budget</u>	<u>2011 Budget</u>	<u>Dollar Variance</u>	<u>Percent Variance</u>
Revenues	\$3,297,828	\$2,986,202	\$311,625	10.44
Expenditures	3,674,030	3,713,067	(39,037)	(1.05)
Surplus/(Deficit)	(\$376,202)	(\$726,864)	\$350,662	48.24
Beg. Fund Bal	\$26,312,488	\$27,039,353	XXXXXXXXXX	XXXXXXXXXX
End. Fund Bal	\$25,936,286	\$26,312,488	XXXXXXXXXX	XXXXXXXXXX

**CHARTER TOWNSHIP OF INDEPENDENCE
Water Fund
2008 thru 2014 - Revenues and Expenditures**



◆ Revenues
 ■ Labor
 ▲ Operating

CHARTER TOWNSHIP OF INDEPENDENCE
Sewer and Water Funds
2008 thru 2014 - Fund Balances



◆ Fund Balance - Sewer
 ■ Fund Balance - Water

CHARTER TOWNSHIP OF INDEPENDENCE

QUESTIONS?